

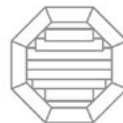
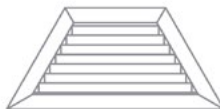
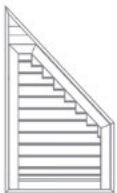


ALUMINIUM

Our Aluminium Shutter is the strongest and most robust shutter in our range. Made with thicker profiles from quality premium T5 Aluminium, they are designed to suit the harshest of conditions whilst retaining a sleek and modern aesthetic.

- 130mm and 89mm Elliptical blade
- 89mm S Blade with Supatilt comes standard with a soft close Mohair seal
- Patented Supatilt: No visible bars or rods
- Patented concealed blade tension device
- Patented spring loaded blade lock with 4 preset positions
- Door handle, Safety lock and Key and Locking Bolts are available
- Two part hinge for easy installation available in Black and White
- Thicker U channels & fixing angles
- Unique Cedar Woodgrain replica
- Scratch resistant powder coating
- The highest quality T5 grade Aluminium at 13kg p/m2. Much stronger than others
- Vertical Louvres available
- *10 year warranty

5 special shapes available





Aluminium Features

Mount Method: Hinged, Bifold, Sliding, Fixed, Wall mounting bracket

Shaped: 5 special shapes

Mount Configuration: Face, Reveal

Mount Style: Full Height, Café, Tier on Tier

Blade Sizes: 89, 130mm Elliptical, 89mm S Blade

Control Methods: Dual Clearview or MYT Patented Supatilt

Blade Rotation: Dual Closure

Colour options: 5 standard colours and 1 Cedar Wood grain replica (Special colours on request with extra charge)

Cyclone Rating Certificate available upon request

PANEL SIZE LIMITATIONS

Max Width - Hinged Panel	950
Max Width - Tracked Bi-fold Panel	750
Max Width - Sliding / Fixed 89mm elliptical	1300*
Max Width - Sliding / Fixed 89mm S Blade	1500*
Max Width - Sliding / Fixed 130mm elliptical	1800*
Max Width - Single Panel	1500*
Max Width - Sliding with Butt stile	2600
Min Width	200



** Under conditions*